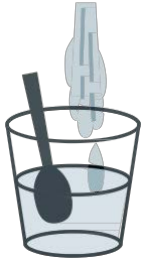


How to clean your works

If you can't get a new fit, here's how to clean your equipment.
You must do all 3 steps.

1. Rinse out the blood (you may not be able to see it)



Soak the spoon (cooker) in water and shake it.



Fill up syringe (rig).

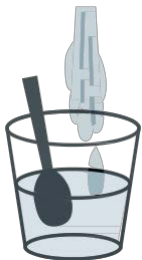


Tap or shake syringe for 30 seconds.



Empty syringe. REPEAT with new water.

2. Disinfect with pure bleach



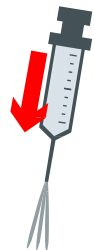
Soak the spoon (cooker) in bleach and shake it.



Fill up syringe (rig).

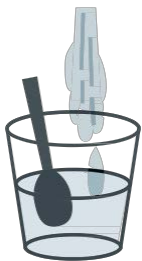


Tap or shake syringe for 30 seconds.



Empty syringe. REPEAT with new bleach.

3. Rinse with fresh water



Soak the spoon (cooker) in water and shake it.



Fill up syringe (rig).



Tap or shake syringe for 30 seconds.



Empty syringe. REPEAT with new water.

For more information, please call Ohio HIV/STD Hotline at
1-800-332-2437

QUESTIONS?

Call the Ohio HIV/STD Hotline at
1-800-332-2437

Or visit their web site at
www.preventhivstdohio.net



**CALL THE HOTLINE
(800) 332-2437
MONDAY – FRIDAY
9:00AM TO 5:00PM**



**CHAT ONLINE
MONDAY – FRIDAY
9:00AM TO 5:00PM**



**EMAIL THE HOTLINE
AVAILABLE 24/7**



**USE THE
HIV RISK METER APP
WORKS WITH ANDROID AND IPHONE**